

Replacing power steering pumps

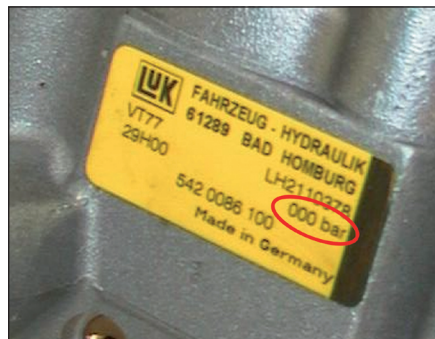
Power steering pumps of two different types can be installed in a vehicle:

- Power steering pumps with a built-in pressure control valve (internal)
- Power steering pumps without a pressure control valve (external)

External pressure control valves are fitted in the steering gear or in the supply pipe.

The two types of power steering pump can only be identified by their name plates.

Both designs have the following, manufacturer-related differences on their type plates:



LuK power-steering pump without pressure control valve




LuK power-steering pump with pressure control valve

Note:

ZF Steering systems is a registered trade mark of the joint venture Robert Bosch GmbH and ZF Friedrichshafen AG. The item numbers listed are only there for the purpose of comparison.



ZF power-steering pump without pressure control valve



ZF power-steering pump with pressure control valve

The pressure control valve ensures that the power-steering pump does not pump into a sealed system, resulting in too much pressure, no matter what the operating state of the power steering is. If this pressure control valve does not work, the power-steering pump applies pressure until a component of the power steering unit is destroyed.

For further information:

Phone: +44 (0) 14 32 264 264*
 Fax: +44 (0) 14 32 275 146
 Info@LuK-AS.co.uk
 www.Schaeffler-Aftermarket.com
 * Calls from within the UK 08457 001100



Replacing power steering pumps

Assembly information:

When replacing the power-steering pump, ensure that the entry on the type plate of the old and the new power steering pump are the same.

If the wrong power-steering pump is fitted, this could cause serious damage the power steering unit.!

Internal pressure control valves can only be replaced as part of the power-steering pump.


Power steering pumps must not be disassembled.

When replacing the power-steering pump, test the external pressure control valves and replace them if necessary.

Before installing new components, check that the hydraulic system of the power steering is clean and clean it if necessary.

Note:

If the old pump had failed the hydraulic system should be flushed. Refer to bulletin No LuK 0002

 When carrying out work on the power steering, please follow the manufacturer's instructions. After repairs, the power steering should **always** be tested for leaks and bled in accordance with the manufacturer's specifications. Only use hydraulic oil that matches the manufacturer's specifications. Hydraulic oil should not be allowed seep into the ground. Oil must be disposed of by the manufacturer or via a special collection point. Please follow the regulations and laws of your country for the disposal of used oil and hazardous waste.

Appropriate spare parts can be found in our on-line catalogue at www.Schaeffler-Aftermarket.com or at www.RepXpert.com.

Issues 06.2008
LuK 0011

Technical subject to change
© 2008 Schaeffler Automotive Aftermarket oHG

For further information:

Phone: +44 (0) 14 32 264 264*
Fax: +44 (0) 14 32 275 146
Info@LuK-AS.co.uk
www.Schaeffler-Aftermarket.com
* Calls from within the UK 08457 001100

